

Rags to Riches

Dakwon Carr

1st Semester

- To begin with, three projects that we worked on that I enjoyed the most would be the Handscapes, Still Life drawings, and the Eye Fear drawing. The first project, the Still Life drawing, was one of the most enjoyable because I had just learned about shading and it was exciting to use my new found technique. At first, it was difficult to use shading to create certain things like shadows and light sources on objects but it easily became one of my favorite strategies to use after I created a still life with nice shadows and light sources. Moreover, another one of my favorite projects was the Handscape. This was interesting to me because we used so many values on one object that it began to jump off the paper as if it were real. It was intriguing to notice how far I had come with my drawing skills. Lastly and the most difficult in my opinion, the Eye Fear drawing was enjoyable to me because I learned how to use a different medium, other than a pencil. The project was to be completed with a pen with values as if it were a pencil. It was difficult but I enjoyed it because I found out something new about my own skills. To sum it all up, these three projects were the most enjoyable to me.

On the other hand, to complete these projects, the processes were uniquely difficult. The first process relating to the still life drawing took efforts towards drawing drafts and noticing light sources on the fruits and vegetables to draw the shapes and shadows, as well as, shade in the darker values and set apart the lighter values with content crayons. This was fairly difficult because it was the first true project that we had to express our skills and there was a lot of room for error for some, including me, because of my lack of art skills at the time. Also, the process for the Handscape was long and slow, in a way. First, we had to learn how to incorporate hand drawings and values with different perspectives on a landscape. Then we had to use different pencil values with different pencils to create form within the Handscape. This process was challenging because we had to improve our growing skills that were not yet in their prime. Finally, the last process completing the Eye Fear drawing was quick but difficult because we had to learn values with a pen and incorporate something that we feared in the pupil. To reemphasize my point, these processes were difficult in their own distinct ways.

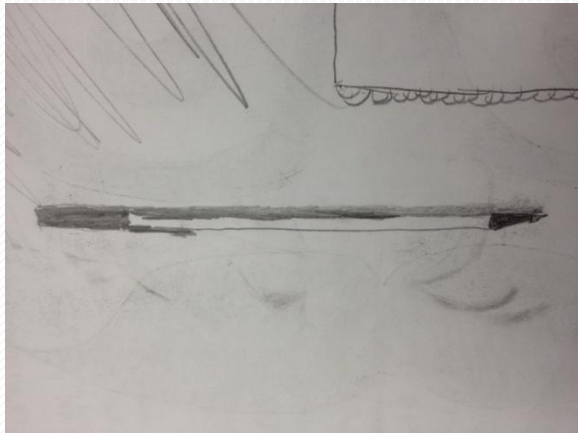

Intro Project- Process

- There was not necessarily a process for this for this small project. We went to each table and used a different medium at each table to incorporate in one drawing.

Intro Project- Pencils, Pastels, etc.

- This mini-project consisted of multiple different media, such as pencils and content crayons. We were supposed to demonstrate our skills before we started the class in its entirety. It was an open-choice drawing.

Still Life Fruit & Veggies



The process to perfecting techniques was not long and was easy in some ways. We first had to work on drawing objects under a certain light source with a shadow. Next, we did some practice with shading in our sketchbook. Then we drew our first draft our final product in our sketchbook.

Still Life Fruit & Veggies- Content Crayons

- The project as a whole was a success in my opinion. We used content crayons to draw a still life with a light source and a shadow to make it see realistic. The light source gave it form because it provided a shadow. The background was supposed to blend together seamlessly, but add to the drawing as a whole.



Handscape- Process

At this time, I am still a new artist. The process for the Handscape was long and slow, in a way. First, we had to learn how to incorporate hand drawings and values with different perspectives on a landscape. Then we had to use different pencil values with different pencils to create form within the Handscape. It was long overall because we had to make sure all of the perspectives were perfect, or it would not be a landscape.





Handscape- Pencils, Charcoal, etc.

- The handscape was fun to me because we used so many values on one object that it began to jump off the paper as if it were real. It was intriguing to notice how far I had come with my drawing skills. Creating the multiple values on each of the hands was difficult, but it eventually came out nicely. The different perspectives in the handscape as a whole integrated nicely as well.




Eye Fear- Process

- Completing the Eye Fear drawing was quick but difficult because we had to learn values with a pen and incorporate something that we feared in the pupil. We practiced with a pencil but it became a new thing when we discovered that we had to use pens. We practiced with the pens, but I do not think that it should have been done in pen. We also did not have enough time for full completion.



Eye Fear- Pen

- The Eye Fear drawing was enjoyable to me because I learned how to use a different medium, other than a pencil. Although, it would have looked better in pencil. The project was to be completed with a pen with values as if it were a pencil. It was difficult but I enjoyed it because I found out something new about my own skills.



Abstraction- Process: Sharpie

- This was mainly an open project, considering how the first draft in the sketchbook consisted of random drawings and designs. After making it, we had to make a viewfinder to focus in on a smaller part to put on the final paper. On the final paper, we outlined the work and colored it with oil pastels.



Abstraction- Pencil, Oil Pastels

- The project as a whole was easy to complete, but it took a lot of time because the paper was too big and each design had to be right. The blending of the oil pastels proved to be easy once I got used to the texture of the oil pastels. Overall, the project was a success.